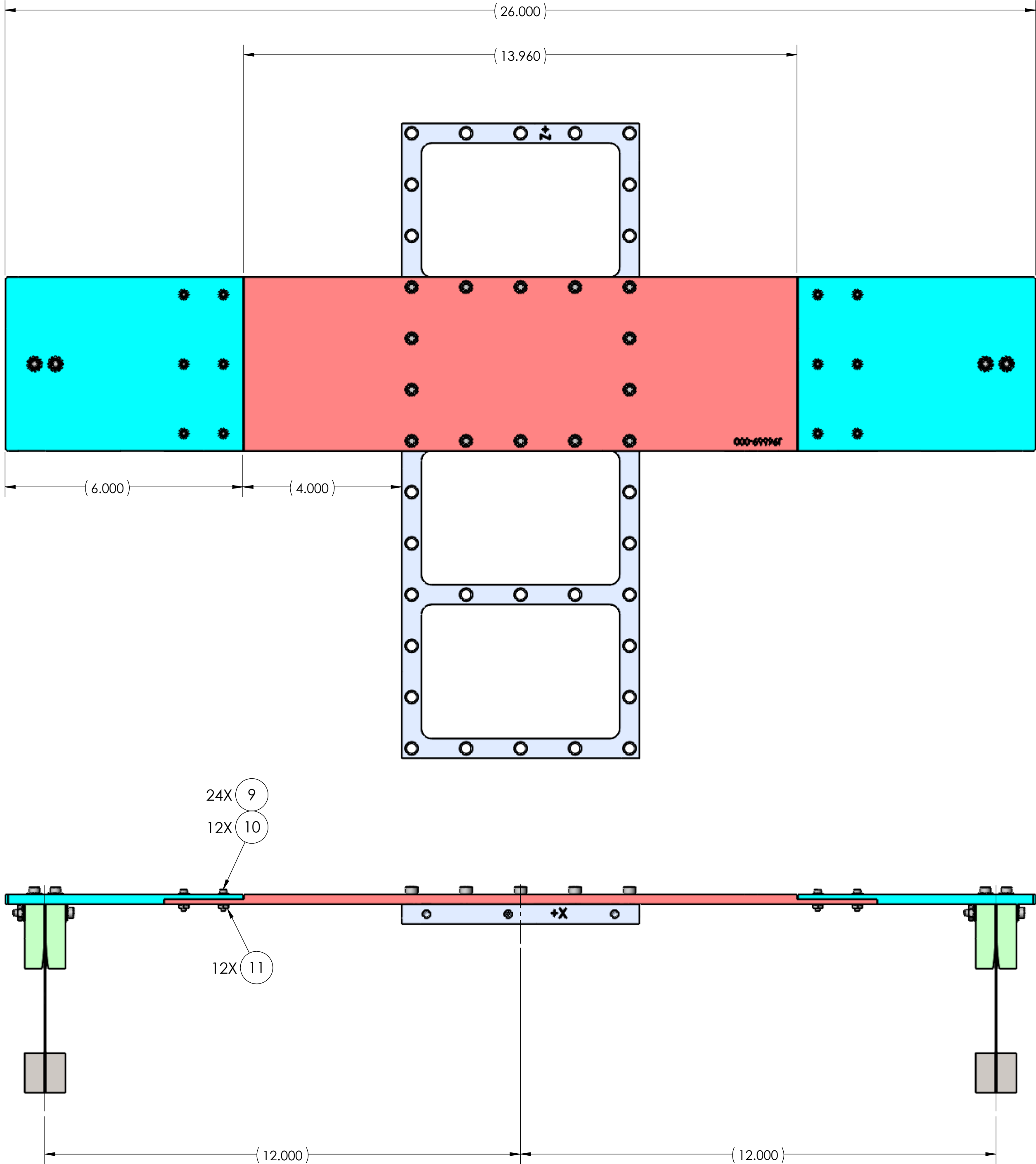
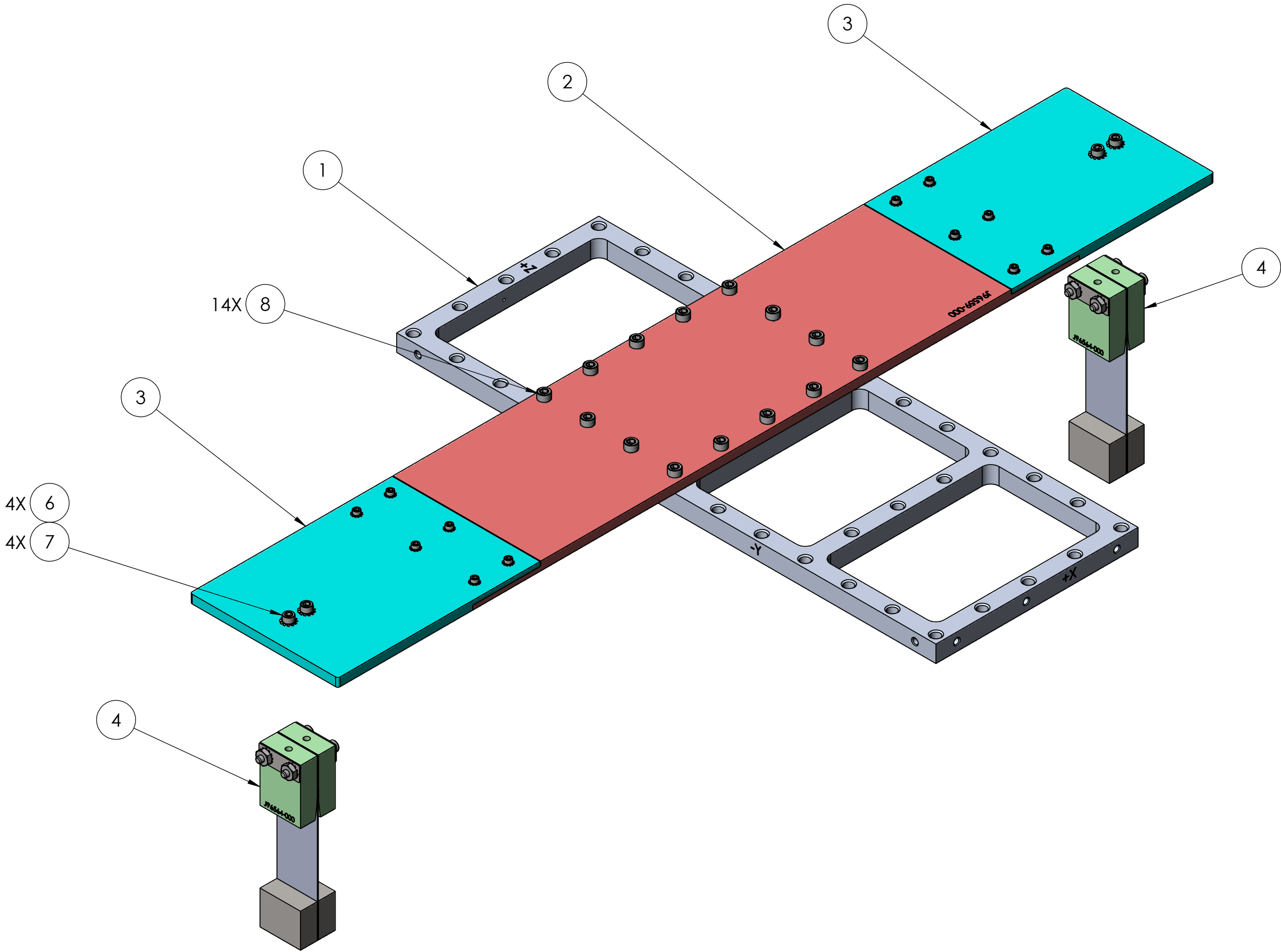


ITEM NO.	PART NUMBER	TITLE	QTY.
1	J95643-000	FOUR UNIT FRAME, SSBB	1
2	J96559-000	HSM WING, MAIN	1
3	J96560-000	HSM PLANE, STRAIGHT TIP	2
4	J96568-000	HSM PYLON RADIUS ASSEMBLY	2
ALT	J96569-000	HSM PYLON GAP ASSEMBLY/ ALTERNATE FOR ITEM 4	2
6	95584A315	#8 EXTERNAL-TOOTH LOCK WASHER	4
7	91251A194	8-32 UNC-2A X.500L BLACK-OXIDE ALLOY STEEL SHCS	4
8	91251A356	10-32 UNF-2A X .563L BLACK-OXIDE ALLOY STEEL SHCS	14
9	91233A111	#4 EXTERNAL-TOOTH LOCK WASHER	24
10	91864A081	4-40 UNC-2A X .438L BLACK OXIDE	12
11	90480A005	4-40 UNC-2B HEX NUT	12

- NOTES:
- GENERAL REQUIREMENTS PER 9900000.
  - ASSEMBLY DRAWING FOR REFERENCE ONLY.
  - ITEM 4 (J96568-000) MAY BE SUBSTITUED WITH J96569-000.

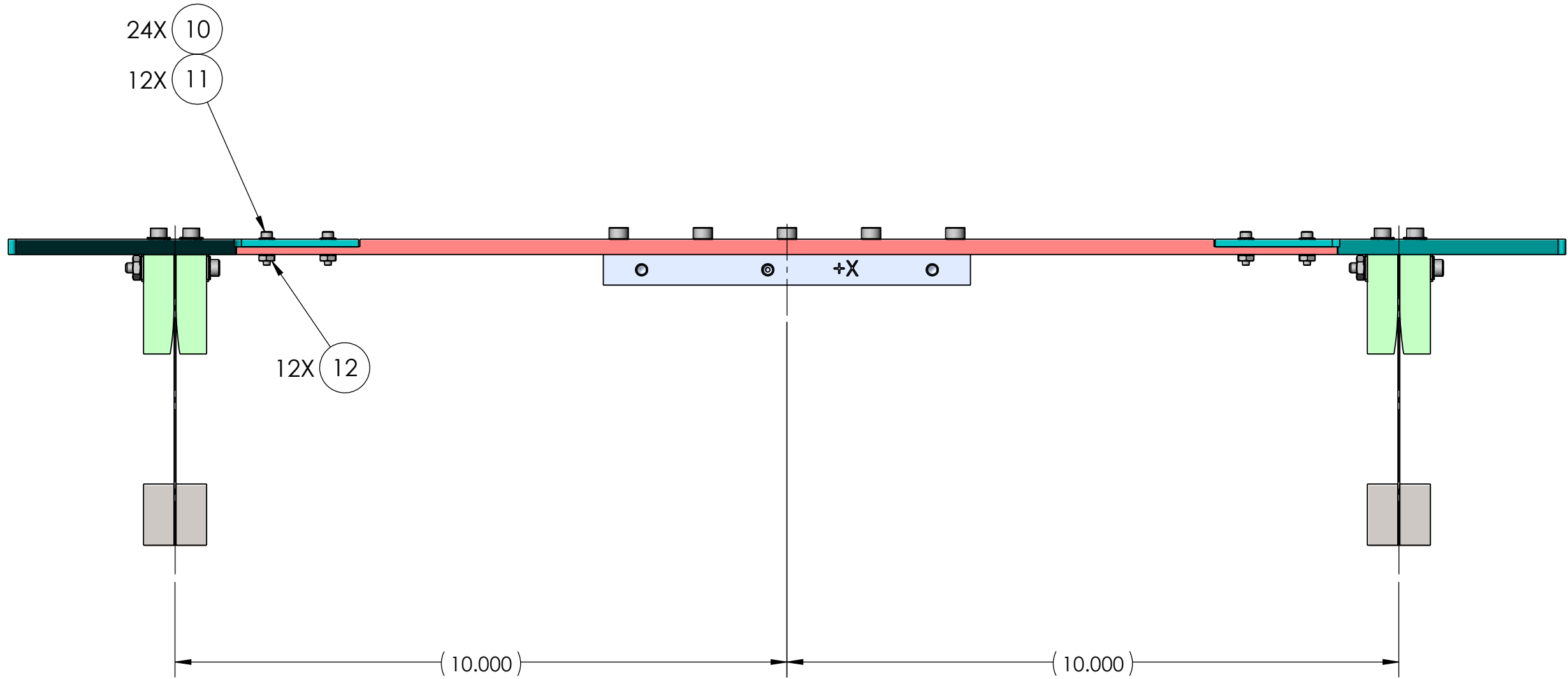
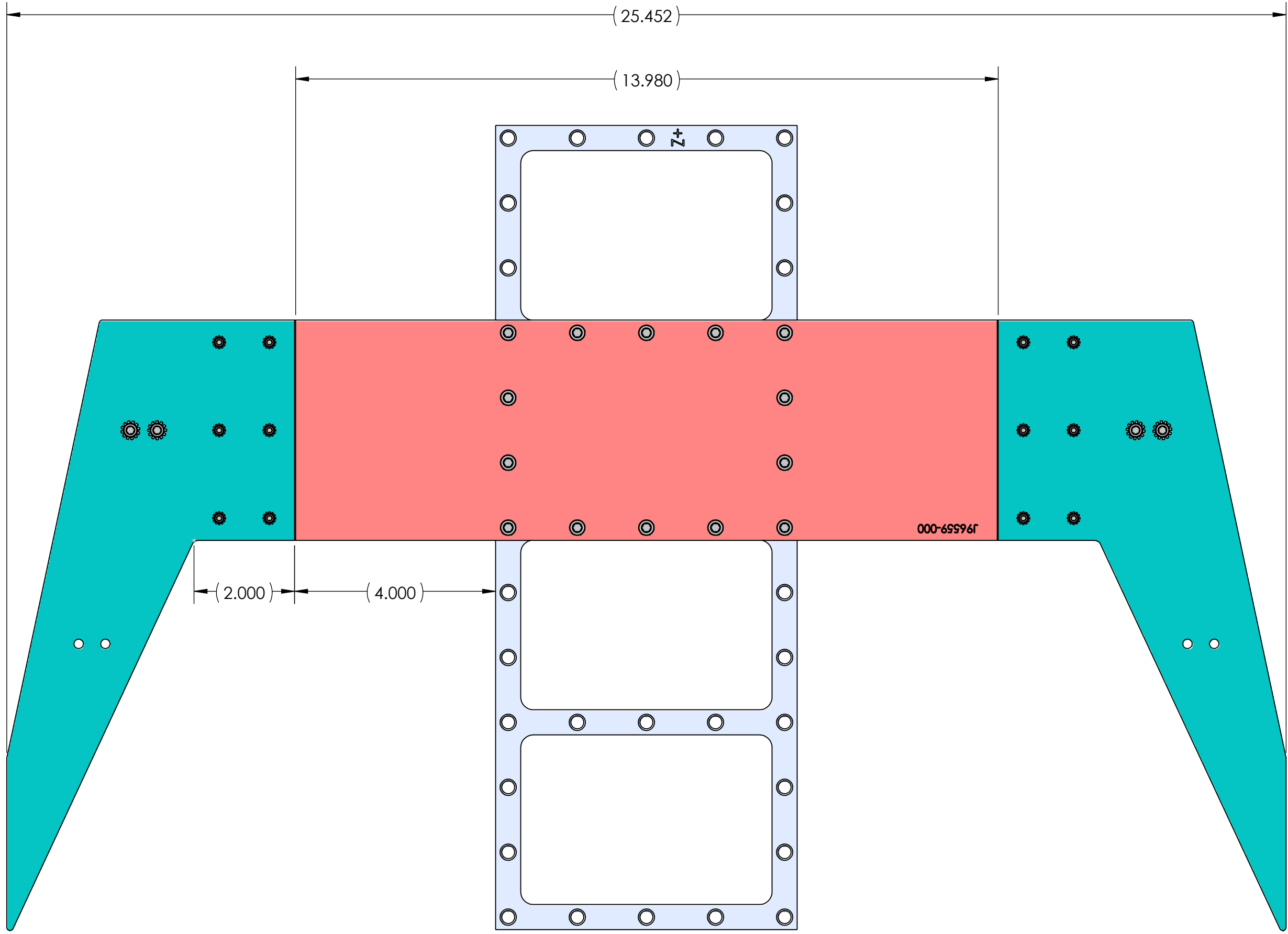
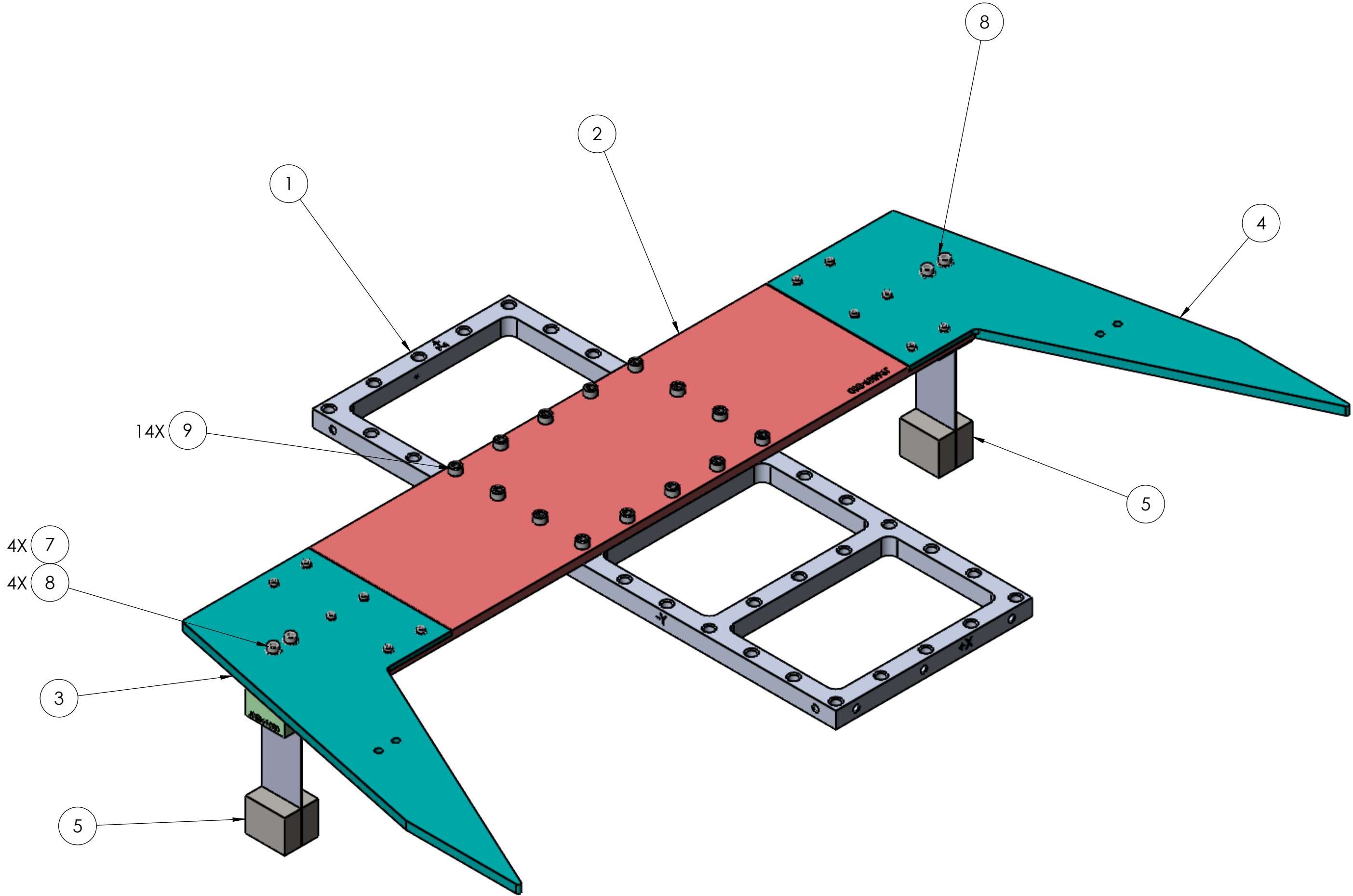


J96567-100  
HSM PLANE, STRAIGHT TIPPED ASSEMBLY

J96567-000  PART NO.	ENGLISH	TITLE:  HSM PLANE ASSEMBLY		
	UNCLASSIFIED			
		SIZE D	DWG. NO. J96567	REV A
	SANDIA NATIONAL LABORATORIES   10/30/2023   SHEET 1 OF 2			

ITEM NO.	Part Number	TITLE	QTY.
1	J95643-000	FOUR UNIT FRAME, SSBB	1
2	J96559-000	HSM WING, MAIN	1
3	J96561-000	HSM PLANE, SWEPT TIP, LEFT	1
4	J96562-000	HSM PLANE, SWEPT TIP, RIGHT	1
5	J96568-000	HSM PYLON RADIUS ASSEMBLY	2
ALT	J96569-000	HSM PYLON GAP ASSEMBLY/ ALTERNATE FOR ITEM 5	2
7	95584A315	#8 EXTERNAL-TOOTH LOCK WASHER	4
8	91251A194	8-32 UNC-2A X.500L BLACK-OXIDE ALLOY STEEL SHCS	4
9	91251A356	10-32 UNF-2A X .563L BLACK-OXIDE ALLOY STEEL SHCS	14
10	91233A111	#4 EXTERNAL-TOOTH LOCK WASHER	24
11	91864A081	4-40 UNC-2A X .438L BLACK OXIDE	12
12	90480A005	4-40 UNC-2B HEX NUT	12

- NOTES:
- GENERAL REQUIREMENTS PER 9900000.
  - ASSEMBLY DRAWING FOR REFERENCE ONLY.
  - ITEM 5 (J96568-000) MAY BE SUBSTITUTED WITH J96569-000.



J96567-200  
HSM PLANE, SWEPT TIP ASSEMBLY

J96567-000	ENGLISH	TITLE:		
	UNCLASSIFIED	HSM PLANE ASSEMBLY		
PART NO.		SIZE D	DWG. NO. J96567	REV A
	SANDIA NATIONAL LABORATORIES   10/30/2023   SHEET 2 OF 2			